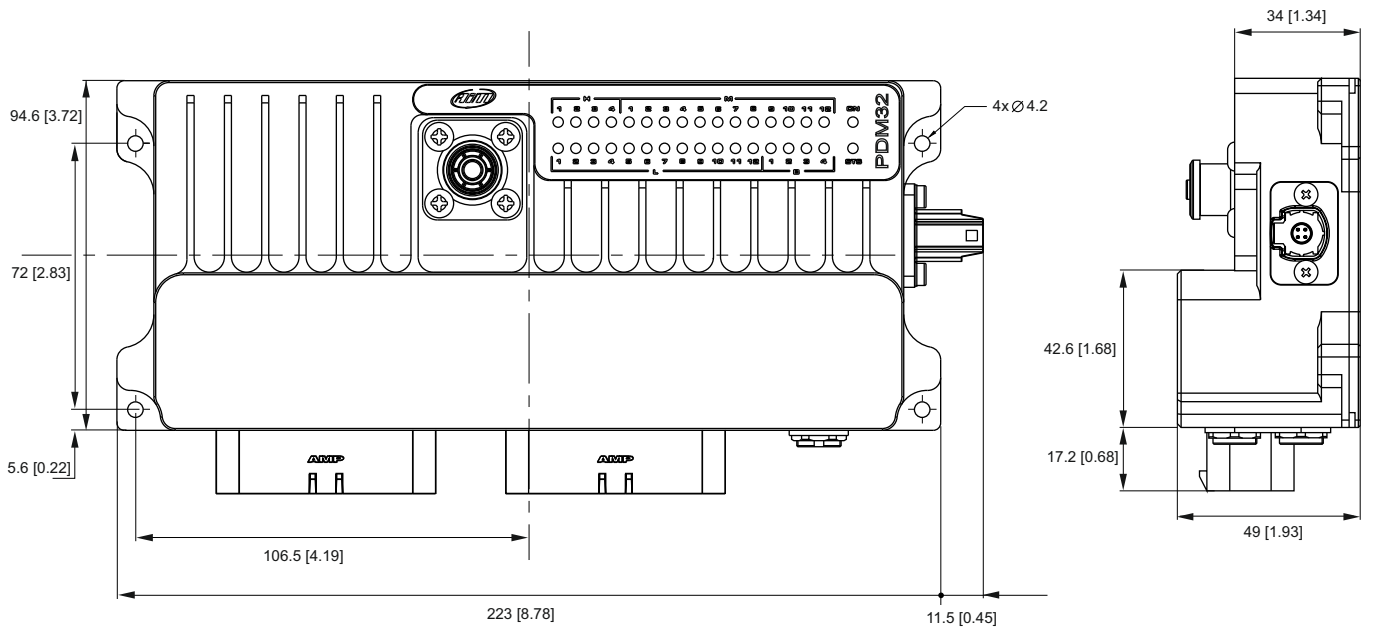
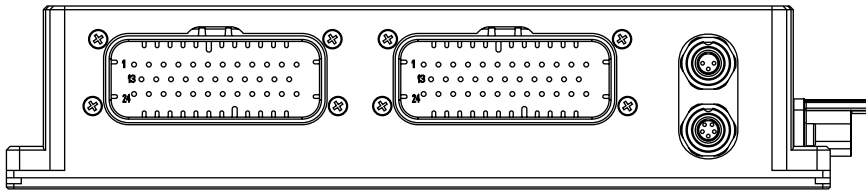




AiM PDM32

Power Distribution Module





AiM PDM32

Power Distribution Module

Technical specifications

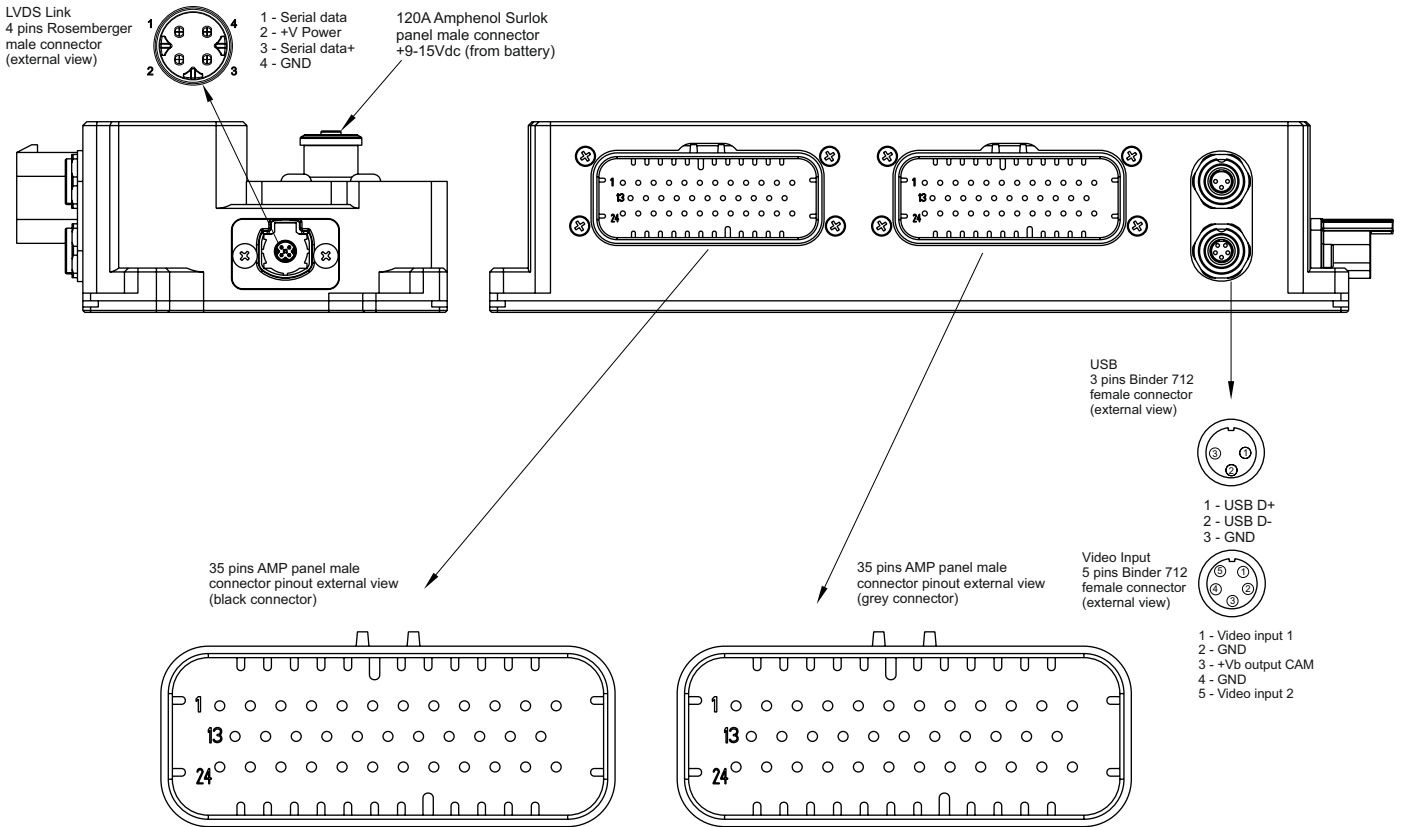
LEDs	32 RGB LEDs + 1 PDM ON + 1PDM STS (Status)
Inputs	14 fully configurable, recorded at max 500 Hz each: <ul style="list-style-type: none">▪ 8 analog (0-5V ; 0-12V)/digital inputs▪ 4 digital inputs▪ 2 speed inputs
Power outputs	4 rated up to 20 A (high side) 12 rated up to 15 A (high side) 12 rated up to 10 A (high side) 4 rated up to 35 A (high side/half bridge/low side/configurable PWM at max 10 KHz) Protected for: over voltage, under voltage, short circuit, over current, over temperature Total max current: 120 A
Lin bus	1
CAN connections	3
Internal memory	4 GB
External modules	GPS09c, Channel Expansion, TC Hub, Lambda Controller, SmartyCam 3 Series, Formula Steering Wheel, Memory Module, K8 Keypad (or equivalent)
External Analog Camera input	2
Connectors	2 AMP connectors + 2 Binder connectors + 1 Amphenol Surlok connector + 1 Rosenberger connector
Remote display connection	1 AiM stream output
Body	Anodized Aluminum
Dimensions	234.5 x 94.6 x 49.5 mm
Weight	761g
Waterproof	IP65



AiM PDM32

Power Distribution Module

Pinout



PIN	DESCRIPTION	PIN	DESCRIPTION
1 ●	High power output 1	19	Low power output 6
2	Mid power output 1	20	Low power output 7
3	Mid power output 2	21	Low power output 8
4	Mid power output 3	22	CAN AiM High
5	Mid power output 4	23	High power output 2
6	Mid power output 5	24	High power output 3
7	Mid power output 6	25	High power output 3
8	Mid power output 7	26	Channel input 11
9	Mid power output 8	27	Channel input 12
10	GND	28	CAN2 High
11	CAN AiM Low	29	CAN2 Low
12	High power output 2	30	CAN ECU High/RS232TX
13 ●	High power output 1	31	CAN ECU Low/RS232RX
14	Low power output 1	32	+Vb ext CAN
15	Low power output 2	33	+Vb out CAN
16	Low power output 3	34	High power output 4
17	Low power output 4	35	High power output 4
18	Low power output 5		

PIN	DESCRIPTION	PIN	DESCRIPTION
1	Half bridge power output 1	19	Speed 2 input
2	Half bridge power output 1	20	Speed 1 input
3	Low power output 9	21	Channel input 9
4	Mid power output 9	22	Channel input 10
5	Mid power output 10	23	Ignition
6	Low power output 10	24	Half bridge power output 3
7	Low power output 11	25	Half bridge power output 3
8	Mid power output 11	26	Channel input 1
9	Mid power output 12	27	Channel input 2
10	Low power output 12	28	Channel input 3
11	Half bridge power output 2	29	Channel input 4
12	Half bridge power output 2	30	Channel input 5
13	P GND	31	Channel input 6
14	P GND	32	Channel input 7
15	LIN	33	Channel input 8
16	+5V Analog Vreference	34	Half bridge power output 4
17	+Vb output	35	Half bridge power output 4
18	GND		

● High Power Out 1 has internal series diode



AiM PDM32

Power Distribution Module

Part numbers

Kit PDM32 ①

With Icons

XC1PDM32D10G050C2	PDM32 D 10" Icons GPS 50 cm
XC1PDM32D10G130C2	PDM32 D 10" Icons GPS 130 cm
XC1PDM32D10G200C2	PDM32 D 10" Icons GPS 200 cm
XC1PDM32D10G400C2	PDM32 D 10" Icons GPS 400 cm
XC1PDM32D10R200C2	PDM32 D 10" Icons GPS Roof 200 cm
XC1PDM32D10R400C2	PDM32 D 10" Icons GPS Roof 400 cm
XC1PDM32D06G050C2	PDM32 D 6" Icons GPS 50 cm
XC1PDM32D06G130C2	PDM32 D 6" Icons GPS 130 cm
XC1PDM32D06G200C2	PDM32 D 6" Icons GPS 200 cm
XC1PDM32D06G400C2	PDM32 D 6" Icons GPS 400 cm
XC1PDM32D06R200C2	PDM32 D 6" Icons GPS Roof 200 cm
XC1PDM32D06R400C2	PDM32 D 6" Icons GPS Roof 400 cm
XC1PDM32D05G050C2	PDM32 D 5" Icons GPS 50 cm
XC1PDM32D05G130C2	PDM32 D 5" Icons GPS 130 cm
XC1PDM32D05G200C2	PDM32 D 5" Icons GPS 200 cm
XC1PDM32D05G400C2	PDM32 D 5" Icons GPS 400 cm
XC1PDM32D05R200C2	PDM32 D 5" Icons GPS Roof 200 cm
XC1PDM32D05R400C2	PDM32 D 5" Icons GPS Roof 400 cm

Without Icons

XC1PDM32D10G050C2NI	PDM32 D 10" No Icons GPS 50 cm
XC1PDM32D10G130C2NI	PDM32 D 10" No Icons GPS 130 cm
XC1PDM32D10G200C2NI	PDM32 D 10" No Icons GPS 200 cm
XC1PDM32D10G400C2NI	PDM32 D 10" No Icons GPS 400 cm
XC1PDM32D10R200C2NI	PDM32 D 10" No Icons GPS Roof 200 cm
XC1PDM32D10R400C2NI	PDM32 D 10" No Icons GPS Roof 400 cm
XC1PDM32D06G050C2NI	PDM32 D 6" No Icons GPS 50 cm
XC1PDM32D06G130C2NI	PDM32 D 6" No Icons GPS 130 cm
XC1PDM32D06G200C2NI	PDM32 D 6" No Icons GPS 200 cm
XC1PDM32D06G400C2NI	PDM32 D 6" No Icons GPS 400 cm
XC1PDM32D06R200C2NI	PDM32 D 6" No Icons GPS Roof 200 cm
XC1PDM32D06R400C2NI	PDM32 D 6" No Icons GPS Roof 400 cm



AiM PDM32

Power Distribution Module

Part numbers

XC1PDM32D05G050C2NI	PDM32 D 5" No Icons GPS 50 cm
XC1PDM32D05G130C2NI	PDM32 D 5" No Icons GPS 130 cm
XC1PDM32D05G200C2NI	PDM32 D 5" No Icons GPS 200 cm
XC1PDM32D05G400C2NI	PDM32 D 5" No Icons GPS 400 cm
XC1PDM32D05R200C2NI	PDM32 D 5" No Icons GPS Roof 200 cm
XC1PDM32D05R400C2NI	PDM32 D 5" No Icons GPS Roof 400 cm

PDM32 with GPS and LVDS cable. No display ②

XC1PDM3201G050	PDM32 with display connector + GPS 50 cm
XC1PDM3201G130	PDM32 with display connector + GPS 130 cm
XC1PDM3201G200	PDM32 with display connector + GPS 200 cm
XC1PDM3201G400	PDM32 with display connector + GPS 400 cm
XC1PDM3201R200	PDM32 with display connector + GPS Roof 200 cm
XC1PDM3201R400	PDM32 with display connector + GPS Roof 400 cm

PDM32 with LVDS cable. No GPS and no display ③

XC1PDM3201	PDM32 with display connector and LVDS Cable
-------------------	---

LVDS Cable for PDM32

FCCA682000	LVDS Cable for PDM32 2 m
-------------------	--------------------------

PDM dashes

XC1D10000	Dash 10" Icons
XC1D10000NI	Dash 10" No Icons
XC1D06000	Dash 6" Icons
XC1D06000NI	Dash 6" No Icons
XC1D05000	Dash 5" Icons
XC1D05000NI	Dash 5" No Icons
















AiM PDM32

Power Distribution Module

Part numbers

Kit PDM32

Quantity	Description	Part number		
N. 1	PDM32 Module	XC1PDM3201		
		5CND7761641	N. 1 35 pins AMP black connector shell	
		5CND7761644	N. 1 35 pins AMP gray connector shell	
		5CT07705203	N. 70 Gold plated pins for AMP (Part number referred to the single pin)	
N. 1	Display	XC1D10000	Dash 10" Icons	
		XC1D10000NI	Dash 10" No Icons	
		XC1D06000	Dash 6" Icons	
		XC1D06000NI	Dash 6" No Icons	
		XC1D05000	Dash 5" Icons	
		XC1D05000NI	Dash 5" No Icons	
N. 1	GPS	X40GPS090050	GPS 50 cm	
		X40GPS090130	GPS 130 cm	
		X40GPS090200	GPS 200 cm	
		X40GPS090400	GPS 400 cm	
		X40GPS09R200	GPS Roof 200 cm	
		X40GPS09R400	GPS Roof 400 cm	
N. 1	LVDS cable 2 m	FCCA682000		
N. 1	Heavy Duty Amphenol Power connector	5CNM010000		
N. 1	USB cable	V02563030		
N. 1	CAN Exp female Binder cable 1.5 m	V02579030		













AiM PDM32

Power Distribution Module

Part numbers

🔗 PDM32 with GPS and LVDS cable. No display

Quantity	Description	Part number		
N. 1	PDM32 Module	XC1PDM3201		
		5CND7761641	N. 1 35 pins AMP black connector shell	
		5CND7761644	N. 1 35 pins AMP gray connector shell	
		5CT07705203	N. 70 Gold plated pins for AMP (Part number referred to the single pin)	
N. 1	GPS	X40GPS090050	GPS 50 cm	
		X40GPS090130	GPS 130 cm	
		X40GPS090200	GPS 200 cm	
		X40GPS090400	GPS 400 cm	
		X40GPS09R200	GPS Roof 200 cm	
		X40GPS09R400	GPS Roof 400 cm	
N. 1	LVDS cable 2 m	FCCA682000		
N. 1	Heavy Duty Amphenol Power connector	5CNM010000		
N. 1	USB cable	V02563030		
N. 1	CAN Exp female Binder cable 1.5 m	V02579030		










AiM PDM32

Power Distribution Module

Part numbers

⊕ PDM32 with LVDS cable. No GPS and no display

Quantity	Description	Part number	
N. 1	PDM32 Module	XC1PDM3201	
		5CND7761641	N. 1 35 pins AMP black connector shell 
		5CND7761644	N. 1 35 pins AMP gray connector shell 
		5CT07705203	N. 70 Gold plated pins for AMP (Part number referred to the single pin) 
N. 1	LVDS cable 2 m	FCCA682000	
N. 1	Heavy Duty Amphenol Power connector	5CNM010000	
N. 1	USB cable	V02563030	
N. 1	CAN Exp female Binder cable 1.5 m	V02579030	