

AiM InfoTech

Mitsubishi Lancer EVOX
From 2008 onwards

Release 1.05



ECU





1

Models and years

This document explains how to connect AiM devices to the vehicle Engine Control Unit (ECU) data stream.

Supported models and years are:

- Mitsubishi Lancer EVOX from 2008 onwards

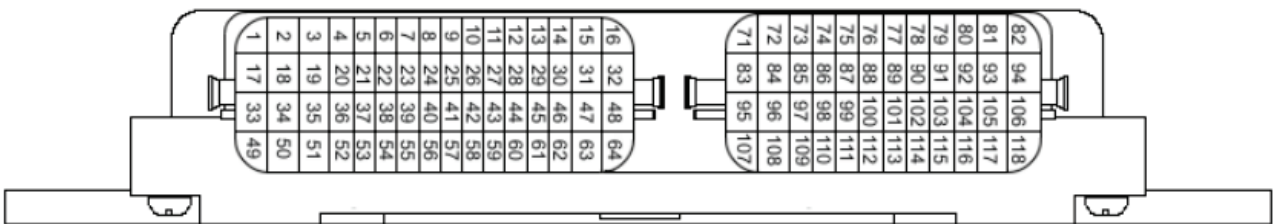
2

Available CAN connections

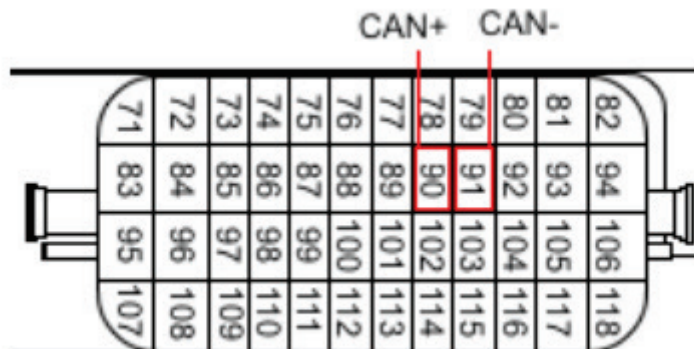
Mitsubishi Lancer EVOX feature a bus communication protocol based on CAN that can be reached in two ways: connecting AIM devices to the vehicle ECU or to the differential control unit.

2.1 Connecting through the vehicle ECU

Mitsubishi Lancer EVOX ECU is equipped with two front connectors: 64 pins connector and 48 pins one. Pins are numbered from 1 to 64 and from 71 to 118 as shown here below.



The CAN Bus is on 48 pins connector. Its pinout as well as connection table are shown below.



ECU connector pin

90
91

Pin function

CAN High
CAN Low

AiM cable


CAN +
CAN -

2.2

Connecting through the vehicle ECU

CAN Bus is also available on the vehicle differential control unit. Here below it is shown with the connection table.

Please note: wire colours may differ from those represented in the picture below.



Pin number	Pin function	AiM cable
4	CAN High	CAN +
5	CAN Low	CAN -

3

Race Studio connection

Before connecting the AiM device to the ECU, set all functions using AiM software Race Studio. The parameters to set in the device configuration are:

- ECU manufacturer: **mitsubishi**
- ECU Model: **EVO 10**

4

“MITSUBISHI – EVO 10” protocol

Channels received by AiM devices configured with "MITSUBISHI – EVO 10" protocol are:

CHANNEL NAME	FUNCTION
RPM	Engine RPM
Speed	Vehicle speed
SpeedFL	Front left wheel speed
SpeedFR	Front right wheel speed
SpeedRL	Rear left wheel speed
SpeedRR	Rear right wheel speed
Eng Temp	Engine temperature
PPS	Pedal position sensor
TurboPress	Turbo pressure
SteerAngle	Steering angle
SteerSpeed	Steering speed
TPS	Throttle position sensor
TPSIn	Throttle position input
BrakeSwitch	Brake switch
MAF	Manifold air flow

Technical note: not all data channels outlined in the ECU template are validated for each manufacture's model or variant; some of the outlined channels are model and year specific, and therefore may not be applicable.