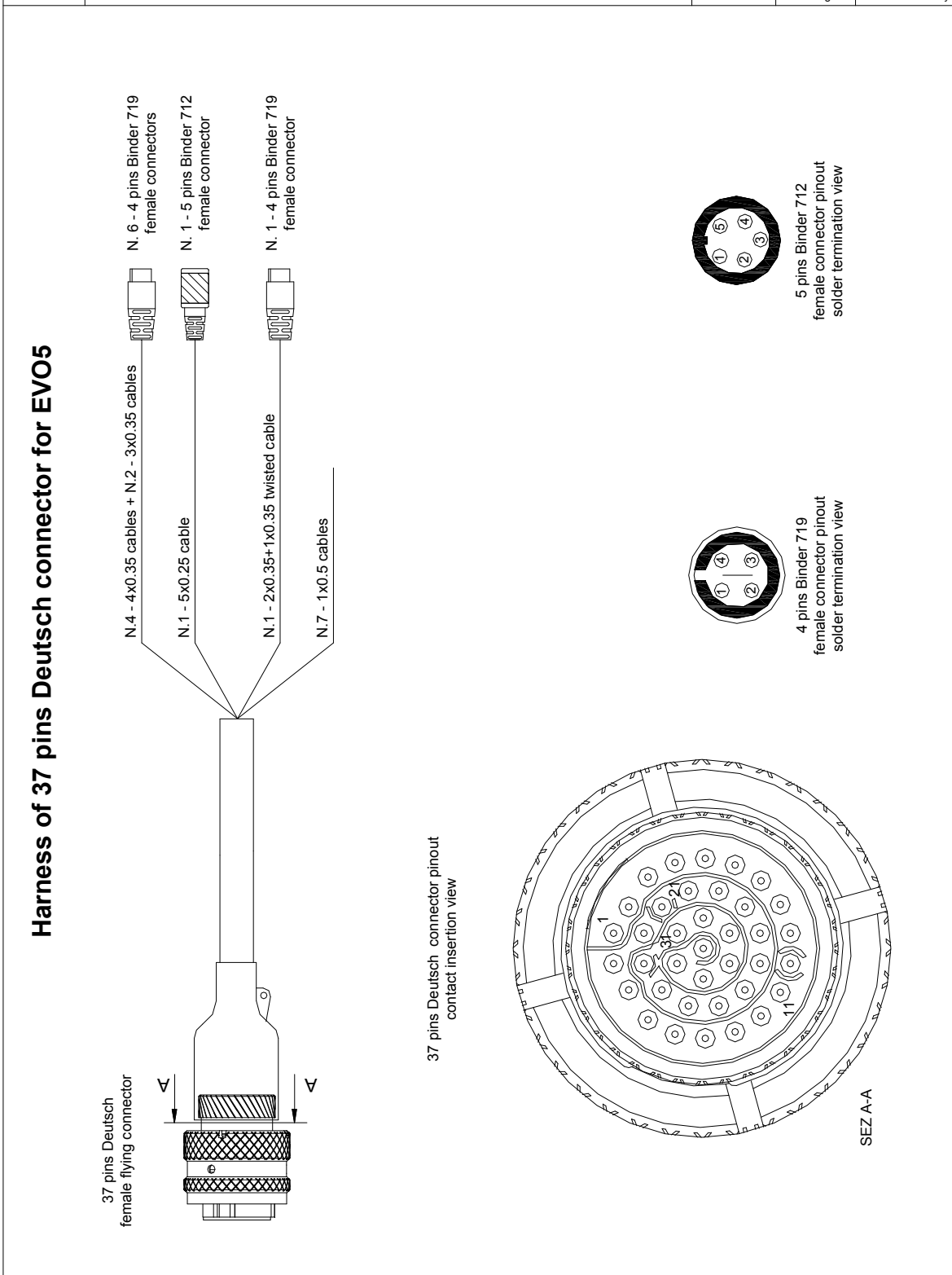


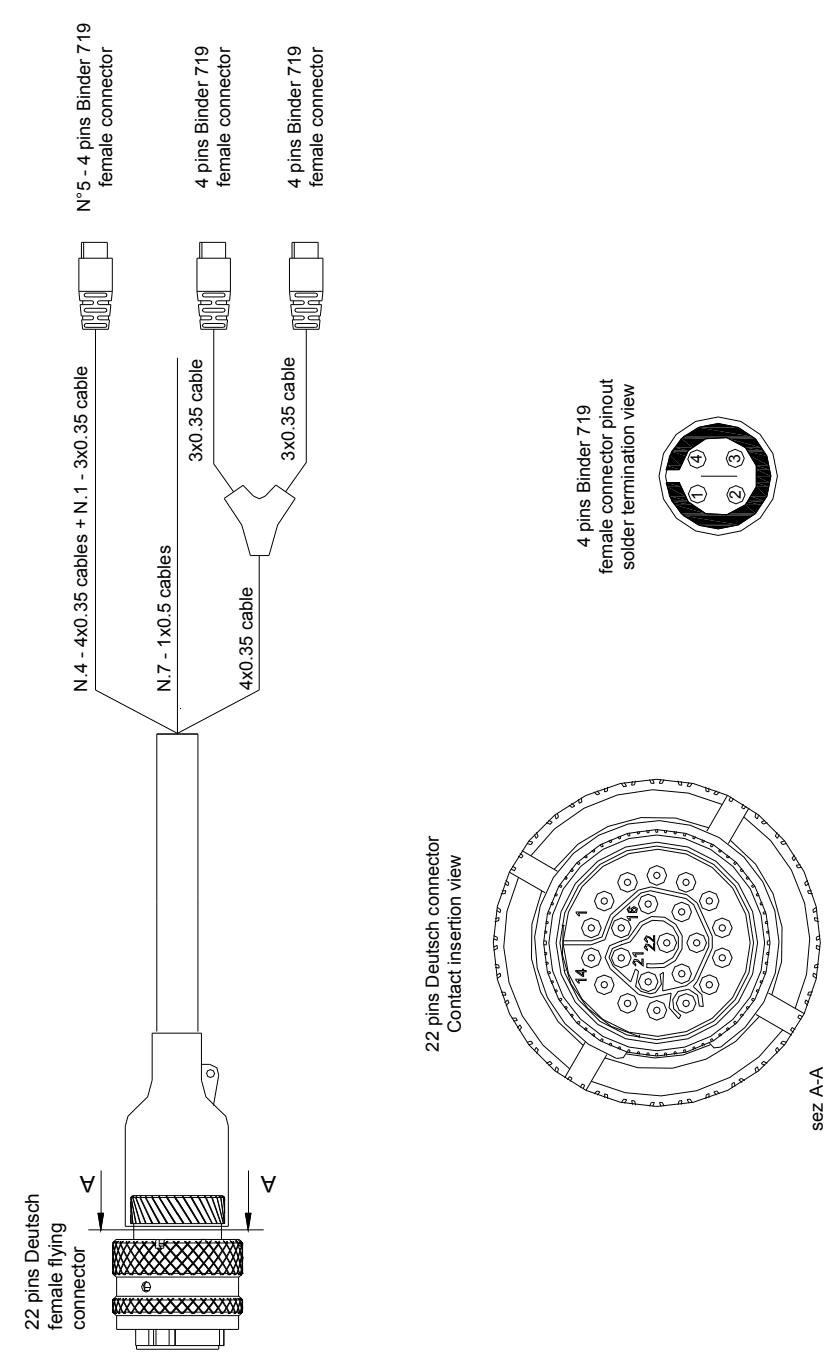



N.rev. / Rev. N.	Descrizione / Description	Data / date	Firma / Sign	Contr. da / Ckd. by		
<h2 style="writing-mode: vertical-rl; transform: rotate(180deg);">Harness of 37 pins Deutsch connector for EVO5</h2> 						
Rif. / Ref.	Q.tà / Q.ty	Materiale / Material		N. articolo / Item N.		
Progettato da / Designed by		Contr. da / Ckd. by	Approvato da / Approved by	Nome file / File name	Data / Date	Scala / Scale
		Titolo / Title Cavo connettore Deutsch 37 pin per EVO5				
		N. disegno / Drawing N. 04.586.02	Rev. / Rev.	Foglio / Sheet 1 of 2		

N.rev. / Rev. N.	Descrizione / Description				Data / date	Firma / Sign	Contr. da / Ckd. by
<b>Table of cables ending with 4 pins Binder 719 female connector</b>							
37 pins Deutsch Connector pin	Cable colour	Binder Connector pin	Cable type	Length	Channel	Label	
22 23 24 25	White Black Red Blue	1 2 3 4	4x0.35mm <sup>2</sup>	340 mm	Analog channel 1 GND Vbattery Vreference	Channel 1	
26 27 28 29	White Black Red Blue	1 2 3 4	4x0.35mm <sup>2</sup>	340 mm	Analog channel 2 GND Vbattery Vreference	Channel 2	
30 31 32 33	White Black Red Blue	1 2 3 4	4x0.35mm <sup>2</sup>	360 mm	Analog channel 2 GND Vbattery Vreference	Channel 3	
34 35 36 37	White Black Red Blue	1 2 3 4	4x0.35mm <sup>2</sup>	360 mm	Analog channel 4 GND Vbattery Vreference	Channel 4	
19 20 21 nc	White Black Blue nc	1 2 3 4	3x0.35mm <sup>2</sup>	320 mm	Speed 1 GND Vbattery nc	Speed 1	
16 17 18	nc Black Blue White	1 2 3 4	3x0.35mm <sup>2</sup>	320 mm	nc GND Vbattery Lap ottico	Lap	
12 13 14	White* Black Blue* nc	1 2 3 4	Twisted 2x0.35+1x0.35	1100 mm	USB D+ GND USB D- nc	USB	
* = these two wires are twisted							
<b>Table of cables ending with 5 pins Binder 712 female connector</b>							
37 pins Deutsch Connector pin	Cable colour	Binder Connector pin	Cable type	Length	Channel	Label	
3 4 5 6 7	White Black Red Blue Orange	1 2 3 4 5	5x0.25 mm <sup>2</sup>	350 mm	CAN+ exp. GND Vbattery CAN- exp. Vbext	Exp.	
<b>Table of not cabled cables</b>							
37 pins Deutsch Connector pin	Cable colour	Cable type	Length	Label			
15	White	1x0.5 mm <sup>2</sup>	550 mm	RPM			
2	Black	1x0.5 mm <sup>2</sup>	550 mm	GND			
1	Red	1x0.5 mm <sup>2</sup>	550 mm	9-15 Power input			
8	White	1x0.5 mm <sup>2</sup>	550 mm	CAN1+			
9	Blue	1x0.5 mm <sup>2</sup>	550 mm	CAN1-			
10	Black	1x0.5 mm <sup>2</sup>	550 mm	K line GND			
11	Blue	1x0.5 mm <sup>2</sup>	550 mm	K line			
Rif. / Ref.	Q.tà / Q.ty	Materiale / Material			N. articolo / Item N.		
Progettato da / Designed by	Contr. da / Ckd. by	Approvato da / Approved by	Nome file / File name		Data / Date	Scala / Scale	
		Titolo / Title					
		Cavo connettore Deutsch 37 pin per EVO5					
N. disegno / Drawing N.				04.586.02	Rev. / Rev.	Foglio / Sheet	
						2 of 2	

N.rev. / Rev. N.	Descrizione / Description	Data / date	Firma / Sign	Contr. da / Ckd. by	
<p><b>Harness of 22 pins Deutsch connector for EVO5 (optional)</b></p> 					
Rif. / Ref.	Q.tà / Q.ty	Materiale / Material	N. articolo / Item N.		
Progettato da / Designed by	Contr. da / Ckd. by	Approvato da / Approved by	Nome file / File name	Data / Date	Scala / Scale
		Titolo / Title Cavo connettore Deutsch 22 pin per EVO5 (optional)			
		N. disegno / Drawing N. 04.586.03	Rev. / Rev.	Foglio / Sheet 1 of 2	

N.rev. / Rev. N.	Descrizione / Description	Data / date	Firma / Sign	Contr. da / Ckd. by
------------------	---------------------------	-------------	--------------	---------------------

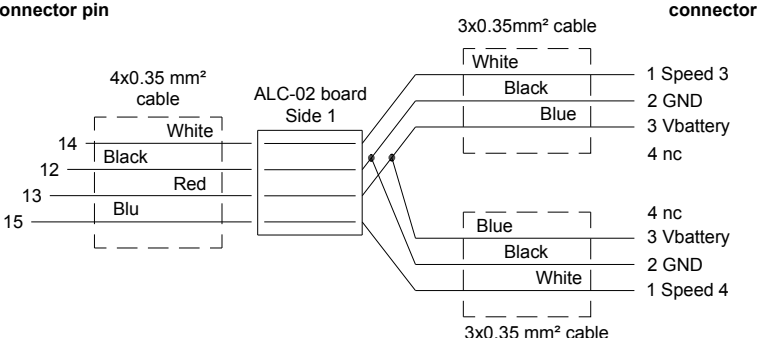

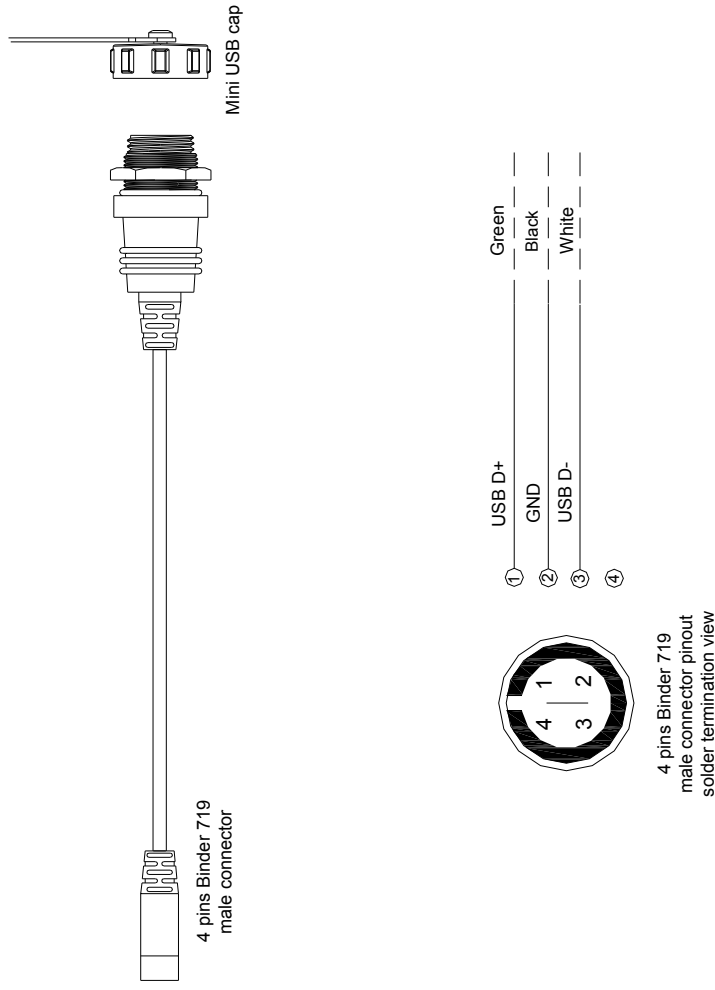

Table of cables ending with 4 pins Binder 719 female connector						
22 pins Deutsch connector pin	Cable colour	Binder connector pin	Cable type	Length	Channel	Label
1 2 3 4	White Black Red Blue	1 2 3 4	4x0.35 mm <sup>2</sup>	380 mm	Analog channel 5 GND Vbattery Vreference	Channel 5
5 2 3 4	White Black Red Blue	1 2 3 4	4x0.35 mm <sup>2</sup>	380 mm	Analog channel 5 GND Vbattery Vreference	Channel 6
6 7 8 9	White Black Red Blue	1 2 3 4	4x0.35 mm <sup>2</sup>	400 mm	Analog channel 5 GND Vbattery Vreference	Channel 7
10 7 8 9	White Black Red Blue	1 2 3 4	4x0.35 mm <sup>2</sup>	400 mm	Analog channel 5 GND Vbattery Vreference	Channel 8
11 12 13	White Black Blue nc	1 2 3 4	3x0.35 mm <sup>2</sup>	320 mm	Speed 2 GND Vbattery nc	Speed 2
<b>22 pins Deutsch Connector pin</b>		<b>Binder 719 connector pin</b>				

Table of not cabled cables				
22 pins Deutsch connector pin	Cable colour	Cable type	Length	Label
19 20	White Blue	1x0.5 mm <sup>2</sup>	550 mm	Digital Output1 Digital Output2
17 18 16 21 22	White Blue Black Blue White	1x0.5 mm <sup>2</sup> 1x0.5 mm <sup>2</sup> 1x0.5 mm <sup>2</sup> 1x0.5 mm <sup>2</sup> 1x0.5 mm <sup>2</sup>	550 mm	CAN2+ CAN2- GND RS232TX RS232RX

Rif. / Ref.	Q.tà / Q.ty	Materiale / Material	N. articolo / Item N.	
Progettato da / Designed by	Contr. da / Ckd. by	Approvato da / Approved by	Nome file / File name	Data / Date
		Titolo / Title		
		Cavo connettore Deutsch 22 pin per EVO5 (optional)		
N. disegno / Drawing N.		Rev. / Rev.	Foglio / Sheet	
04.586.03			2 of 2	

N.rev. / Rev. N.		Descrizione / Description		Data / date	Firma / Sign	Contr. da / Ckd. by	
<p><b>USB adapter cable for MXL2/MXG/MXS/MXS Strada</b></p>  <p>4 pins Binder 719 male connector</p> <p>Mini USB cap</p> <p>Green Black White</p> <p>USB D+ GND USB D-</p> <p>① ② ③ ④</p> <p>4 pins Binder 719 male connector pinout solder termination view</p>							
Rif. / Ref.	Q.tà / Q.ty	Materiale / Material			N. articolo / Item N.		
Progettato da / Designed by	Contr. da / Ckd. by	Approvato da / Approved by	Nome file / File name	Data / Date	Scala / Scale		
		Titolo / Title				Cavo adattatore USB	
		N. disegno / Drawing N.			Rev. / Rev.	Foglio / Sheet	
			04.573.20		1 of 1		